



Buy it for looks. Buy it for life.®

Specifications

SINK DESCRIPTION

- Manufactured of 18 gauge, type 301 nickel-bearing stainless steel
- The two bowls are 13" x 16-1/2" x 10"
- The sink ledge has one or four fixture mounting hole options, 1-1/2" in diameter and 4" on center
- Has one 3-1/2" diameter recessed drain opening in each bowl
- Soundshield undercoating maximizes sound deadening and inhibits condensation.
- The exposed surfaces are polished to a lustrous satin tone finish
- Includes all necessary mounting hardware

CUT OUT DIMENSIONS

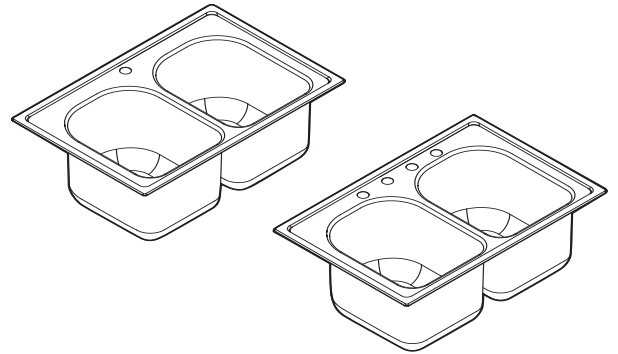
- Cut out dimensions are 32-3/8" x 21-3/8", with a 2-1/4" corner radius. A tolerance of plus or minus 1/16" is acceptable.

STANDARDS

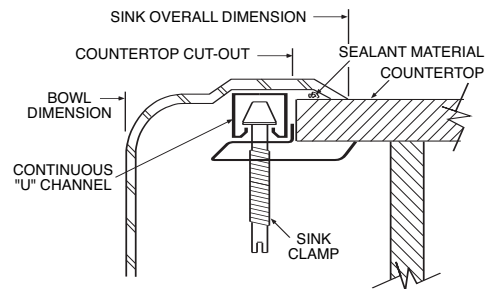
- Third party certified by IAPMO to meet ASME A112.19.3 and all applicable specifications referenced therein.

WARRANTY

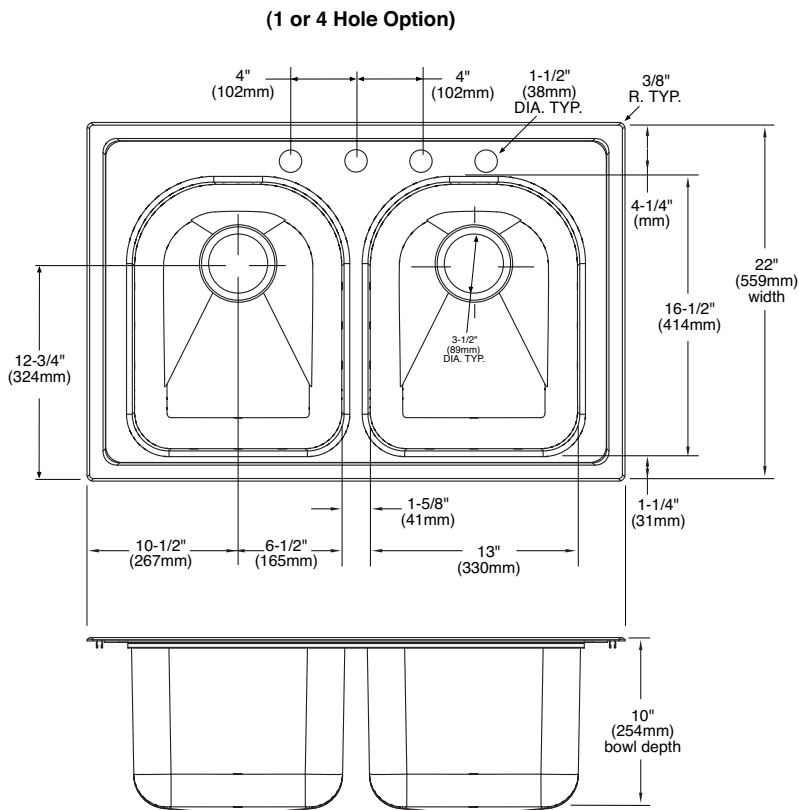
- Warranted for fifteen years against material or manufacturing defects



Lancelot®
Double Bowl Kitchen Sink
Models: 22393, 22394
(LDE-3322-1), (LDE-3322-4)



Installation Detail



CRITICAL DIMENSIONS

(DO NOT SCALE)

FOR MORE INFORMATION: 1-800-BUY-MOEN

www.moen.com