

### SINGLE HANDLE WALL MOUNT POT FILLER


#### Description

- 2-piece articulated spout folds out of the way when not in use
- Extends up to 22" from wall
- Ceramic disc valve at wall and over pot

#### Flow & Valving

- See Chart

#### Standards

- ASME A112.18.1
- CSA B125
- NSF 61-9
- Energy policy act of 1992
- Listed IAPMO/UPC
- ADA Accessibility Guidelines for Buildings and Facilities - 4.27.4 Controls and Mechanisms 

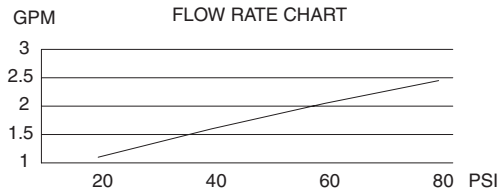


D205557  
OPULENCE™



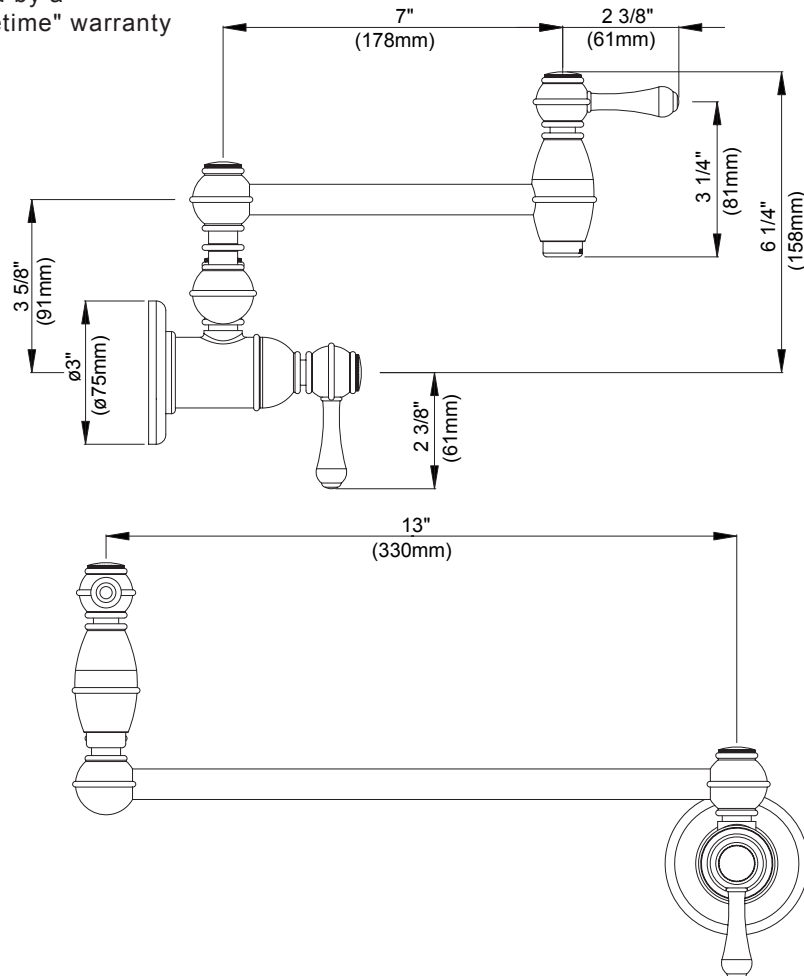
#### Available Colors & Finish

- Chrome
- Antique Copper (AC)
- Satin Black (BS)
- Polished Brass (PBV)
- Oil Rub Bronze (RB)
- Stainless Steel (SS)



#### Warranty

Danze faucets are covered by a manufacturer's limited "lifetime" warranty for manufacturing defects.



Specific Features: \_\_\_\_\_ Submitted Model No.: \_\_\_\_\_

SD205557/05-05.01