

SINGLE HANDLE WALL MOUNT LAVATORY FAUCET


Description

- Single handle wall mount with concealed deck
- Deck mount all brass pop-up drain assembly

Flow & Valving

- See Chart

Standards

- ASME A112.18.1
- CSA B125
- NSF 61-9
- Energy policy act of 1992
- Listed IAPMO/UPC
- ADA Accessibility Guidelines for Buildings and Facilities - 4.27.4 Controls and Mechanisms 

Warranty

Danze products are covered by a manufacturer's limited "lifetime" warranty for manufacturing defects.



D216558
PARMA™



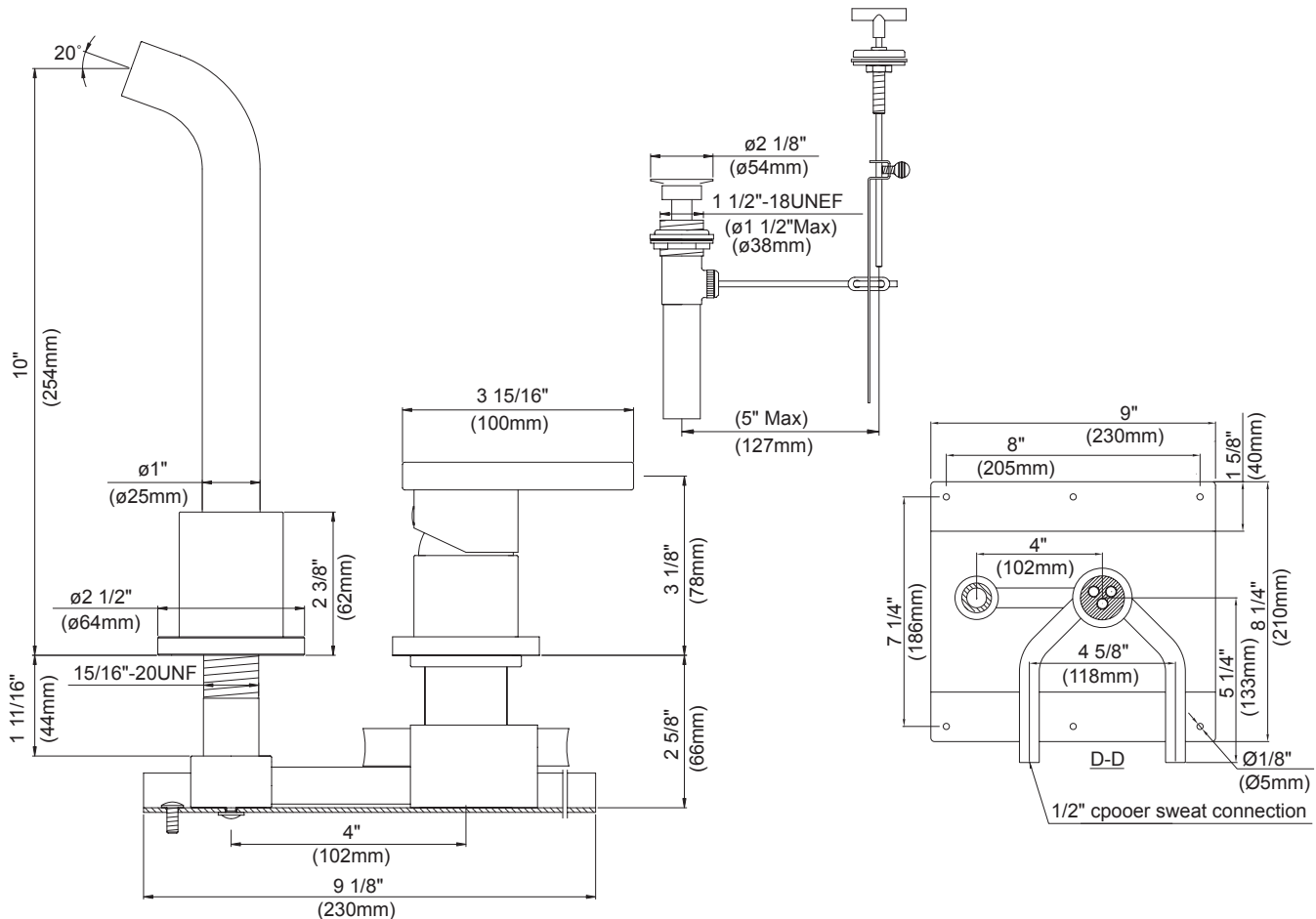
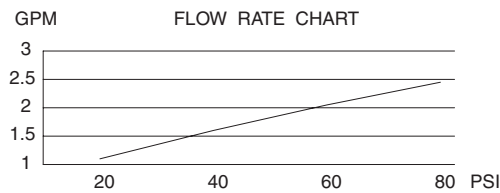
Available Colors & Finish

- Chrome
- Brushed Nickel (BN)

Trim Kits: (for use w/ rough-in valves)
D215158T

Special Packaging

- This product also available with trim and valve packaged separately.
- Use with rough-in valve D106200BT: Combination 1/2" copper sweat/IPS connection
- Model numbers for trim kit items include the suffix "T"



Specific Features: _____ Submitted Model No.: _____