

WADING POOL™ LAVATORY K-2833

ADA

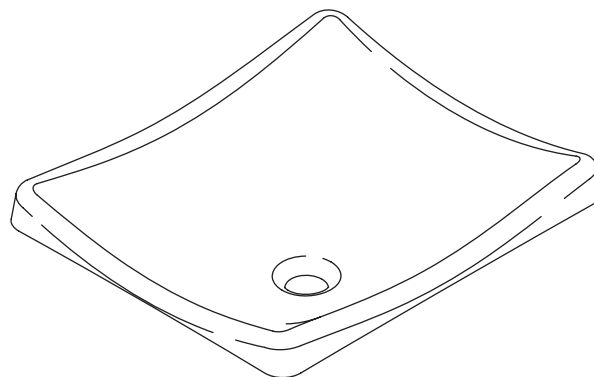
Features

- KOHLER cast iron
- Self-rimming
- Without overflow
- Less faucet drilling
- Countertop installation
- 18-1/4" (46.4 cm) x 15-5/8" (39.7 cm)

Codes/Standards Applicable

Specified model meets or exceeds the following:

- ICC/ANSI A117.1
- IAPMO/UPC
- ASME A112.19.1M
- CSA B45
- ADA



Colors/Finishes

- 0: White
- Other: Refer to Price Book for additional colors/finishes

Accessories:

- CP: Polished Chrome
- Other: Refer to Price Book for additional colors/finishes

Specified Model

Model	Description	Colors/Finishes	
K-2833	Wading Pool lavatory	<input type="checkbox"/> 0	<input type="checkbox"/> Other_____
Recommended Accessories			
K-9018	Adjustable P-trap with extension	<input type="checkbox"/> CP	<input type="checkbox"/> Other_____
K-7126	Pop-up lavatory drain	<input type="checkbox"/> CP	<input type="checkbox"/> Other_____

Product Specification

The self-rimming cast iron lavatory shall be 18-1/4" (46.4 cm) in length, and 15-5/8" (39.7 cm) in width. Product shall be without overflow and less faucet drilling. Product shall be for countertop installation. Product shall be Kohler Model K-2833-_____.

DEMILAV™

Technical Information

Fixture*:	
Basin area	16-1/2" (41.9 cm) x 13-7/8" (35.2 cm)
Water depth	5" (12.7 cm)
Drain hole	1-3/4" (4.4 cm) D.
* Approximate measurements for comparison only.	
Included component:	
Cut-out template	1046630-7

Installation Notes

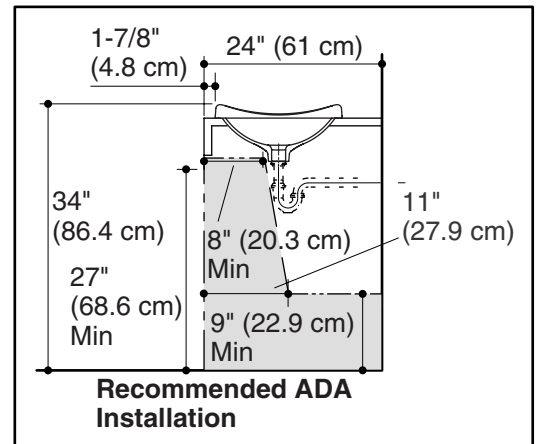
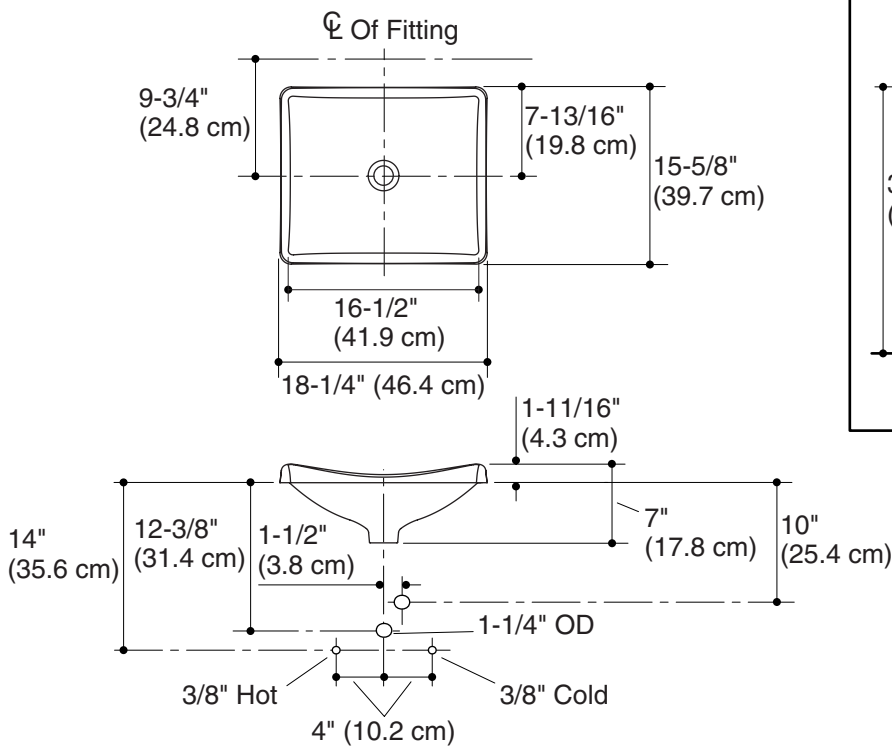
Install this product according to the installation guide.

Product does not have overflow.

Select a faucet with a minimum spout reach of 5" (12.7 cm). Refer to the faucet rough-in dimensions to ensure the spout will reach over the lavatory rim into the basin.

The faucet spout must be tall enough to clear the 1-11/16" (4.3 cm) rim height and provide a 1" (2.5 cm) air gap per ASME A112.1.2.

NOTICE: The countertop manufacturer or cutter **must** use the cut-out template provided with the product, or a current cut-out template provided by the Kohler Co. (call 1-800-4-KOHLER). Kohler Co. is not responsible for cutout errors when the incorrect cut-out template is used.



Product Diagram