

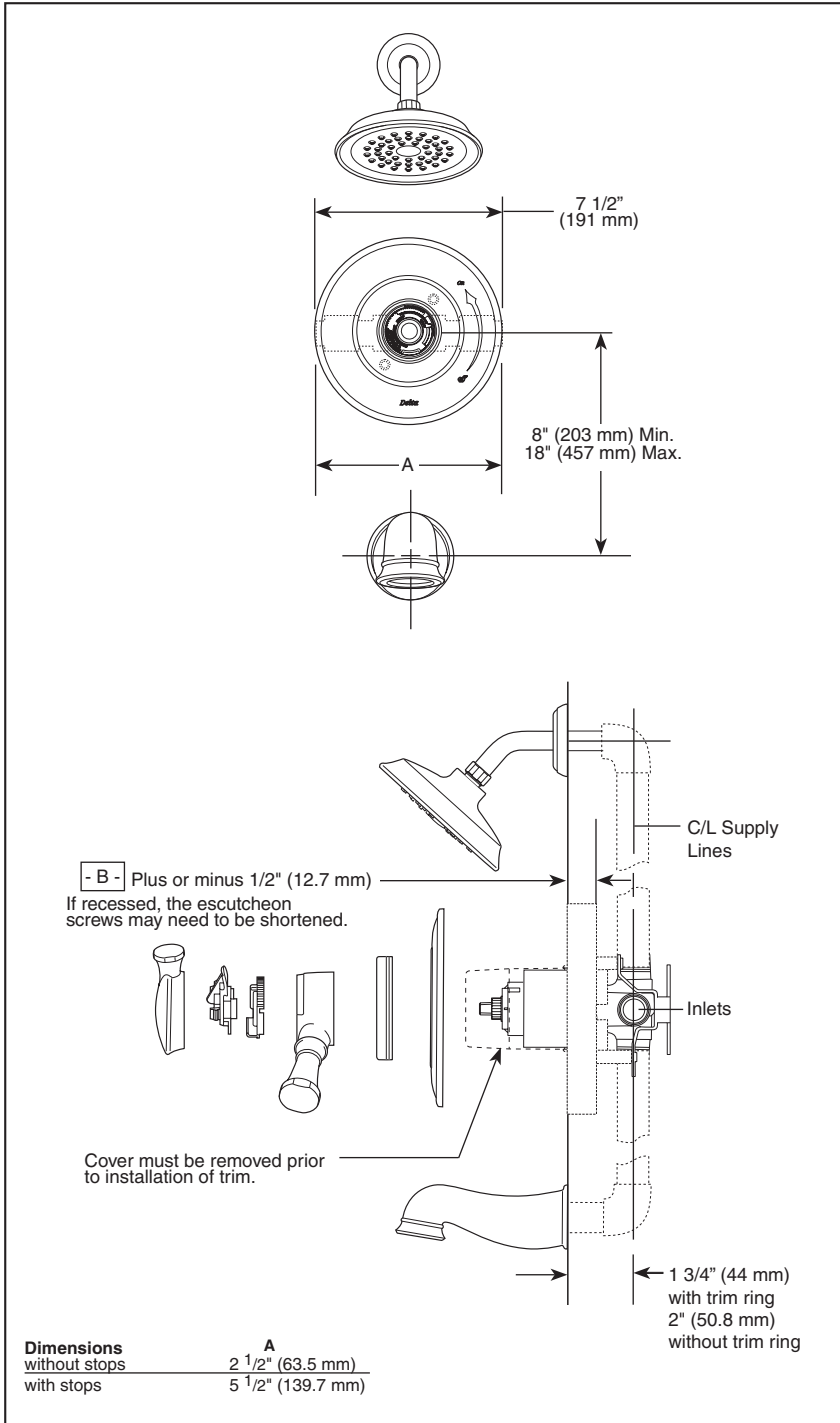
DELTA[®]

BATH MIXING VALVES

- Lockwood™ Series
- Tub Only (17140)
- Shower Only (17240)
- Tub/Shower (17440)
- Single Handle
- Monitor® with Scald-Guard® Valve
- Pressure Balance
- Volume Controlled with Handle Accent
- Temperature Controlled with Dial
- Universal Fittings

Submitted Model No.: _____

Specific Features: _____

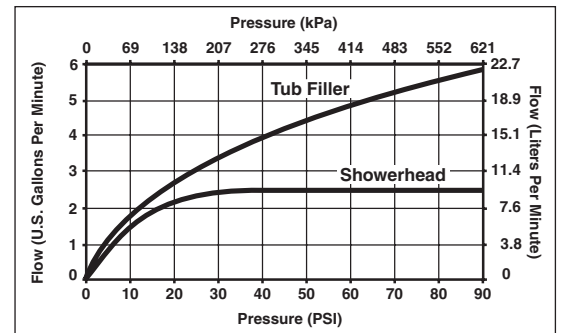


COMPLIES WITH:

- ASME A112.18.1
- ASSE 1016
- CSA B125
- Indicates ADA compliance to ICC/ANSI A117.1
- CSA Certified
- IAPMO Listed

STANDARD SPECIFICATIONS:

- Requires 1 1/2" (38 mm) minimum wall cavity.
- Back-to-back installation capability.
- Solid brass body.
- Monitor® with Scald-Guard® valve. Maintains a balanced pressure of hot and cold water even when a valve is turned on or off elsewhere in the system.
- Lever volume control handle; temperature adjustment dial.
- Field adjustable to limit dial rotation into hot water zone.
- Maximum dial rotation adjustable between 90° and 180°.

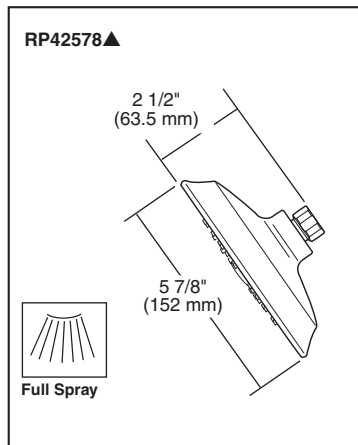
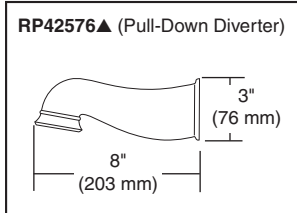
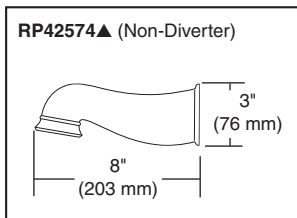


Standard Features	17140	17140-PT	17140-SS	17240	17240-PT	17240-SS	17440	17440-PT	17440-SS
Washerless	◆	◆	◆	◆	◆	◆	◆	◆	◆
Scald-Guard® Valve	◆	◆	◆	◆	◆	◆	◆	◆	◆
Back-to-Back Installation	◆	◆	◆	◆	◆	◆	◆	◆	◆
1/2" I.P.S. Inlets and Outlets	◆	◆	◆	◆	◆	◆	◆	◆	◆
1/2" C.W.T. Sweat Inlets and Outlets	◆	◆	◆	◆	◆	◆	◆	◆	◆
Replaceable Cartridge	◆	◆	◆	◆	◆	◆	◆	◆	◆
Adjustment Rotational Limit Stop	◆	◆	◆	◆	◆	◆	◆	◆	◆
Matching Finish Temperature Adjustment Dial	◆	◆	◆	◆	◆	◆	◆	◆	◆
Metal Shower Arm and Flange				◆	◆	◆	◆	◆	◆
Non-Metallic Touch-Clean® Showerhead				◆	◆	◆	◆	◆	◆
Tub Filler Non-Diverter	◆	◆	◆						
Tub Filler w/Pull-Down Diverter							◆	◆	◆
Chrome Finish	◆			◆			◆		
Aged Pewter Finish		◆			◆			◆	
Brilliance® Stainless Finish			◆			◆			◆

Available Options for Field Conversion:

- Screwdriver Stops. Order two RP5876s for IPS or two RP6005s for C.W.T.
- Shower Arm. Order RP40593▲.
- Shower Flange. Order RP40592▲.
- Non-metallic Push-Clean™ showerhead/1 spray pattern. Order RP28599▲.
- Non-metallic Touch-Clean® showerhead/1 spray pattern. Order RP28600▲.
- Non-metallic Dual Spray Touch-Clean® showerhead/2 spray patterns. Order RP28601▲.
- Non-metallic Ultimate Touch-Clean® showerhead/3 spray patterns. Order RP28602▲.
- Brass shower arm diverter for hand shower. Order RP4239 (chrome only).
- Personal hand shower with 24" vertical bar, 60" hose. Order RP7245 (chrome only).
- Personal hand shower with 24" vertical bar, 60" hose, vacuum breaker and wall supply elbow. Order RPW324HDF (chrome only).
- Bath waste assemblies and bath accessories also available separately.

▲ = Specify Finish



Indianapolis, Indiana 46280
A Division of Masco Corporation of Indiana
© 2004 Masco Corporation of Indiana